

Smart Specialisation in the Baltic Sea Region

**Jens Sörvik and
Inger Midtkandal**

S3 Platform, DG JRC - IPTS

Malmö, 7 November 2013

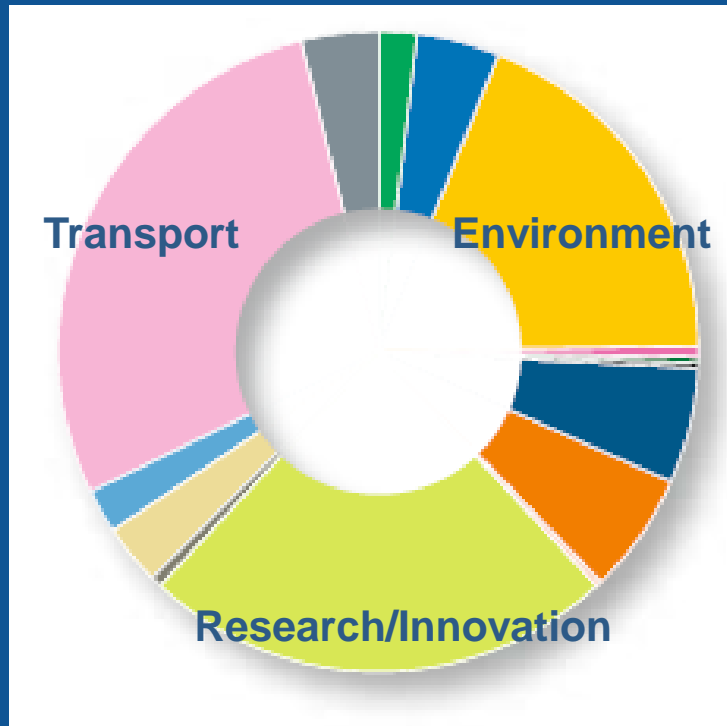


Agenda

- WHY Smart Specialisation?
- WHAT is Smart Specialisation?
- The S3 Platform
- Priorities and overview of BSR from Eye@RIS3
- Objectives of today

Structural funds – how is the money spent? *

European Regional Development Fund
and Cohesion Fund (€271 billion)



- Information society
- Social infrastructure
- Energy
- Tourism
- Culture
- Institutional capacity

European Social Fund (€76 billion)



- Adaptability of workers and firms
- Social inclusion
- Capacity building
- Technical assistance

* 2007-2013 period



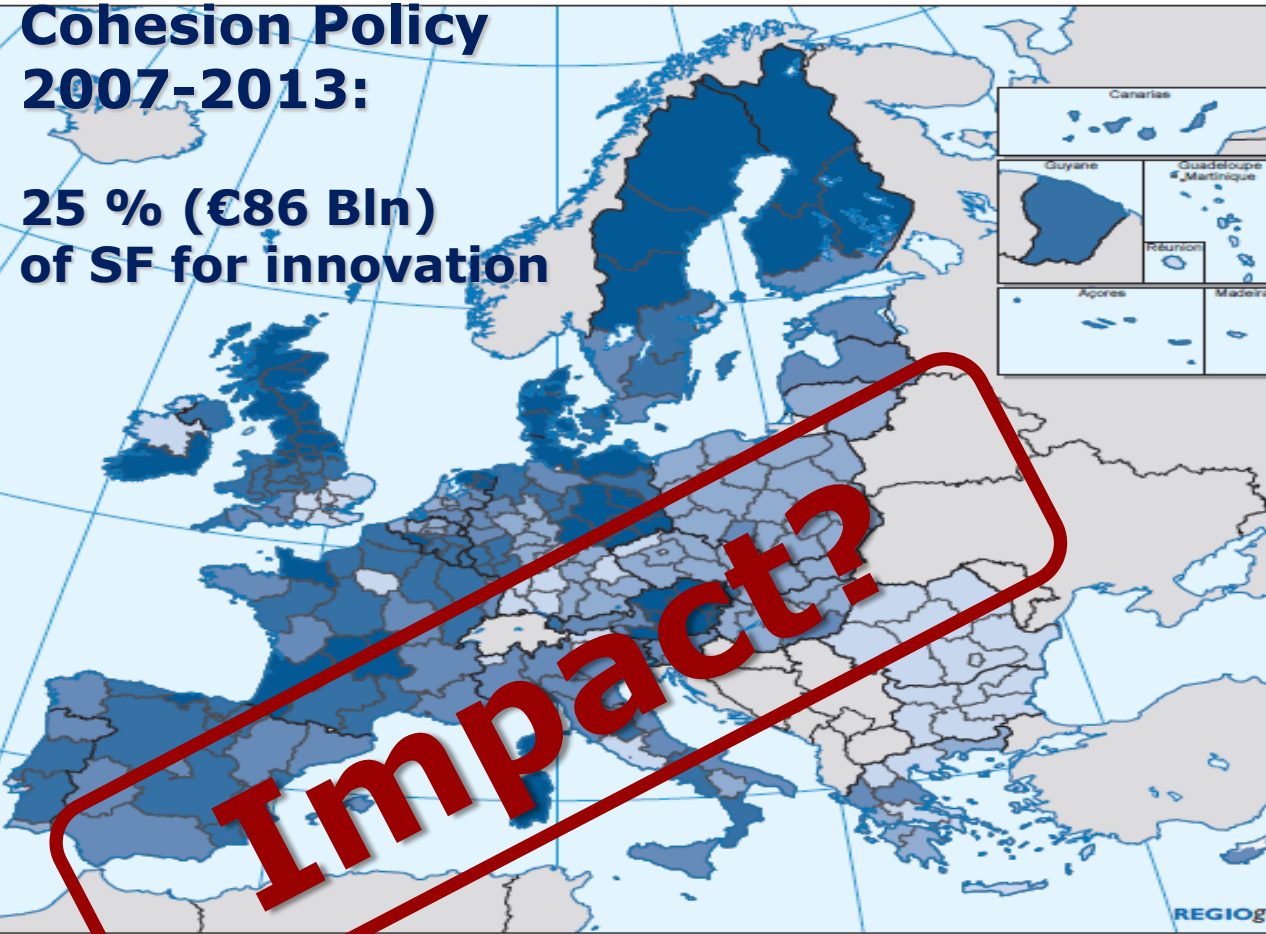
Lessons from the past:

- Lack of interaction between levels of governance and ministries
- Strategies without external perspective = duplication
- Lack of or indifference to critical mass
- Measures only for R&I and capacity building and not for demand stimulation / market access
- Focus on fashionable themes / prestige projects
- Focus on industries and not on emerging sectors and services

See: Regional Innovation Monitor www.rim-europa.eu

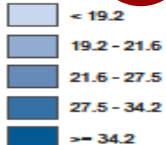
Cohesion Policy 2007-2013:

25 % (€86 Bln)
of SF for innovation



Planned investments of Cohesion Policy in RTD, innovation, enterprise environment, 2007-2013

% of total funding



EU27 = 23.0
Funding for RTD, innovation and enterprise amounts to some €79 billion
Source: DG REGIO

0 500 Km

2014-2020: Concentration of ERDF resources to maximise impact



Research and Innovation



SMEs competitiveness

All MS have to develop
one or several RIS 3,
covering at least R&I
(TO1) and one or more
TO:s

... mobilising up to
**€100 billion from ESI
Funds** (Horizon2020:
up to €72 billion)

Developed regions
transition regions

developed regions

Flexibility (different regions present different needs)
Special arrangements for the previously convergence regions

From RIS to RIS3 - What is Smart Specialisation?

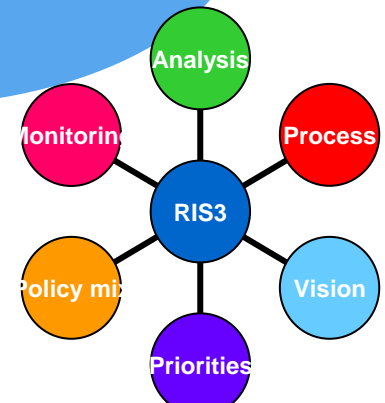
15%

**Coordination –
between ministries,
between levels of government
and private funding,
Outwardlooking**

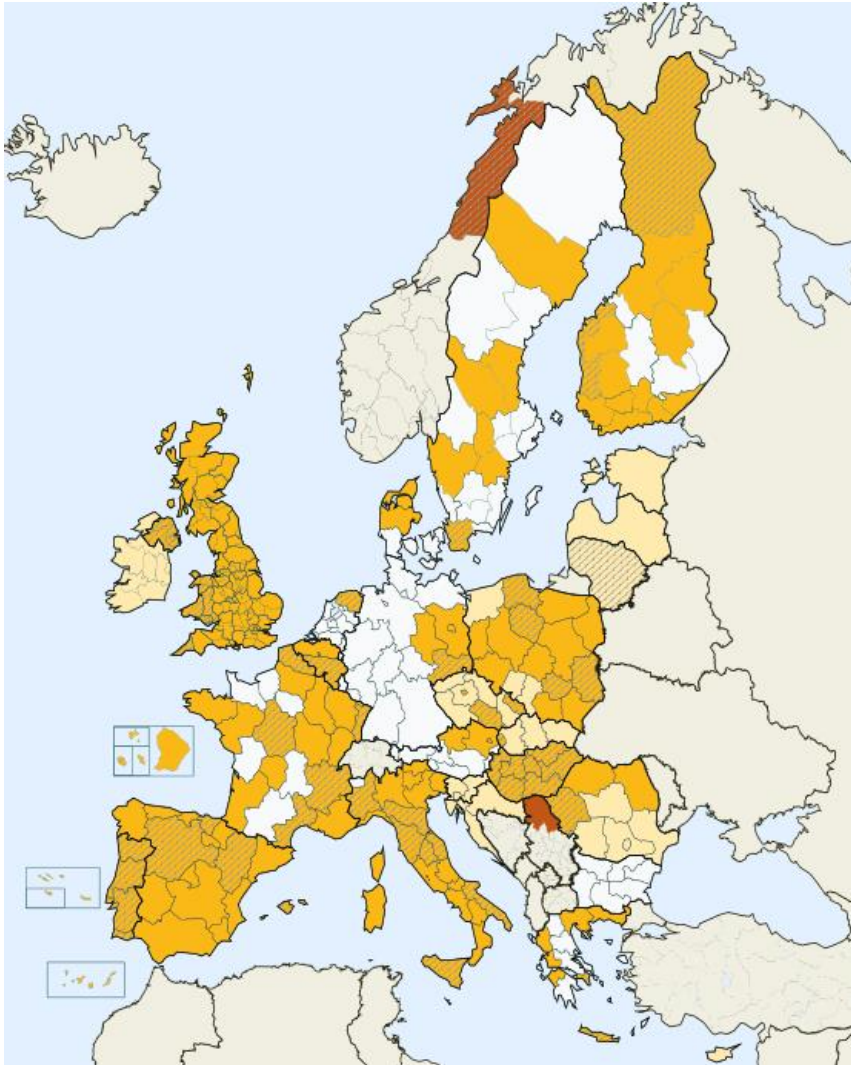
**Efficient investment
of R&D&I for growth
and employment**

**The bottom-up process–
how the strategies
are developed**

A strategy not only for structural funds!



The S3 Platform



- **Designed to assist regions and countries in developing RIS3**
- **Launched in June 2011**
- **Managed by JRC-IPTS in Seville**
- **Monitored by a Steering Team incl. DG REGIO, RTD, ENTR, EAC, INFSO, AGRI**

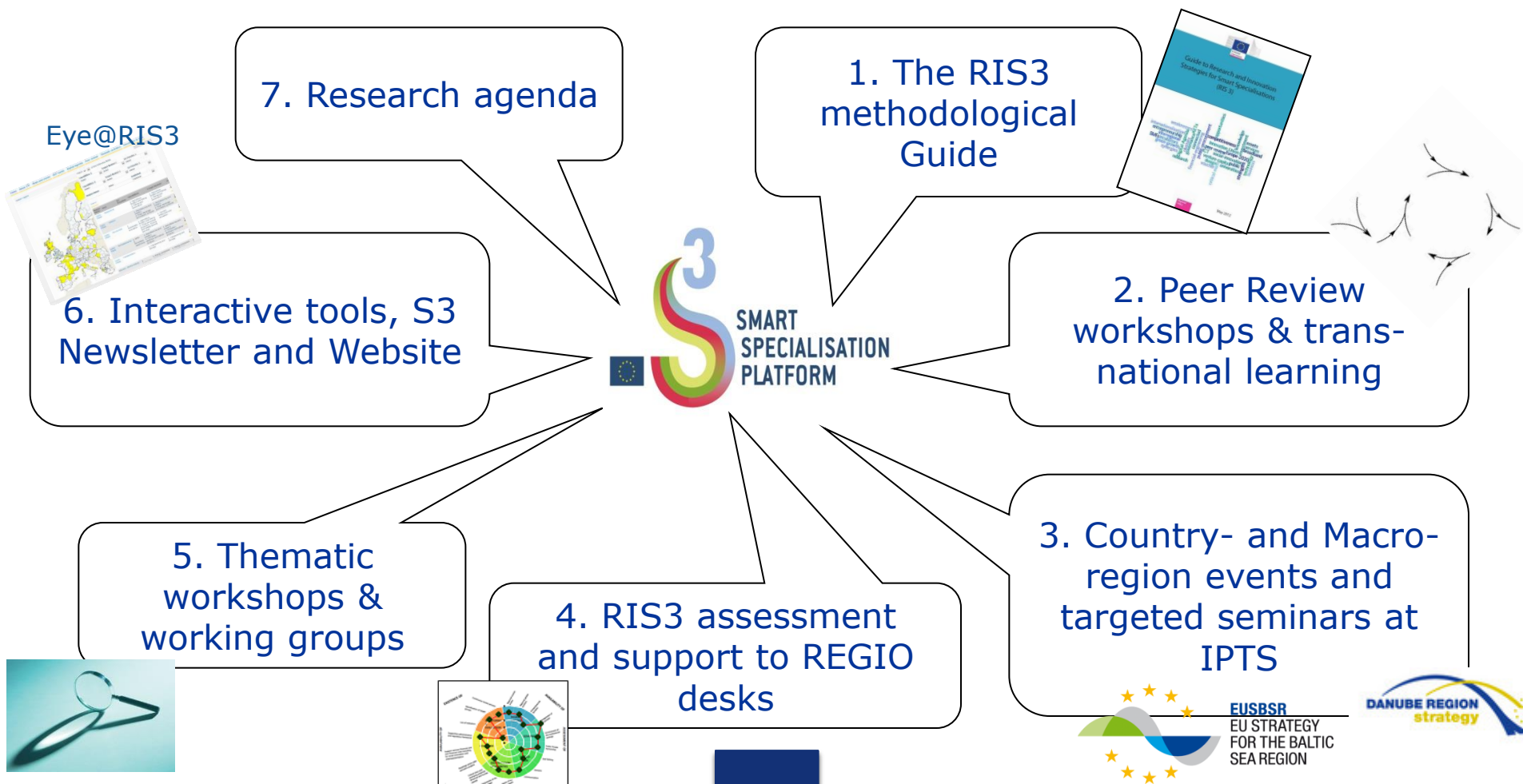
Registered by Oct 2013

142 EU regions

+ 14 EU countries

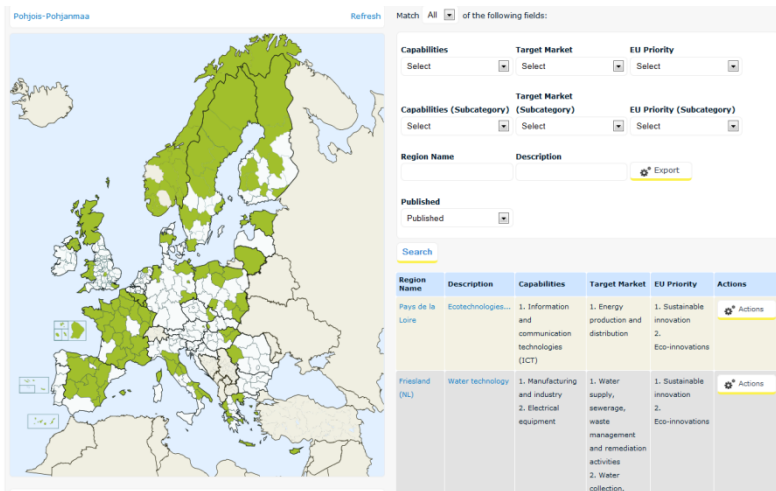
+ 2 non-EU regions

Main activities of S3 Platform in support of the countries/regions preparing RIS3



Eye@RIS3 – an online database for RIS3 priorities

- Enable Regions to position themselves, and
- to seek out potential partners for collaboration
- Data from peer reviews, expert assessment reports, and national reports
- Four dimensions, short text based description, and three categories with fixed two level categories, connection to EU prioritised policies, regional capabilities and target markets.
- Not perfect matches, but an easy to use tool to give initial indications.
- Approx 100 regions and 700 priorities



Refresh Match All of the following fields:

Capabilities Target Market EU Priority
Select Select Select

Capabilities (Subcategory) Target Market (Subcategory) EU Priority (Subcategory)
Select Select Select

Region Name Description [Export](#)

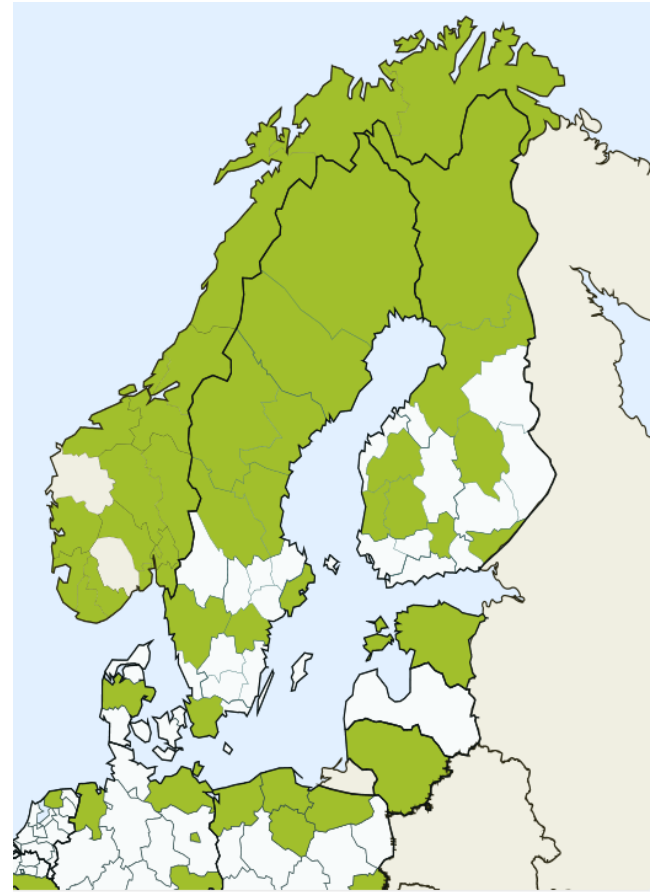
Published
Published

[Search](#)

Region Name	Description	Capabilities	Target Market	EU Priority	Actions
Pays de la Loire	Ecotechnologies...	1. Information and communication technologies (ICT)	1. Energy production and distribution 2. Eco-innovations	1. Sustainable innovation 2. Eco-innovations	Actions
Friesland (NL)	Water technology	1. Manufacturing and industry 2. Electrical equipment	1. Water supply, sewerage, waste management and remediation activities 2. Water collection,	1. Sustainable innovation 2. Eco-innovations	Actions

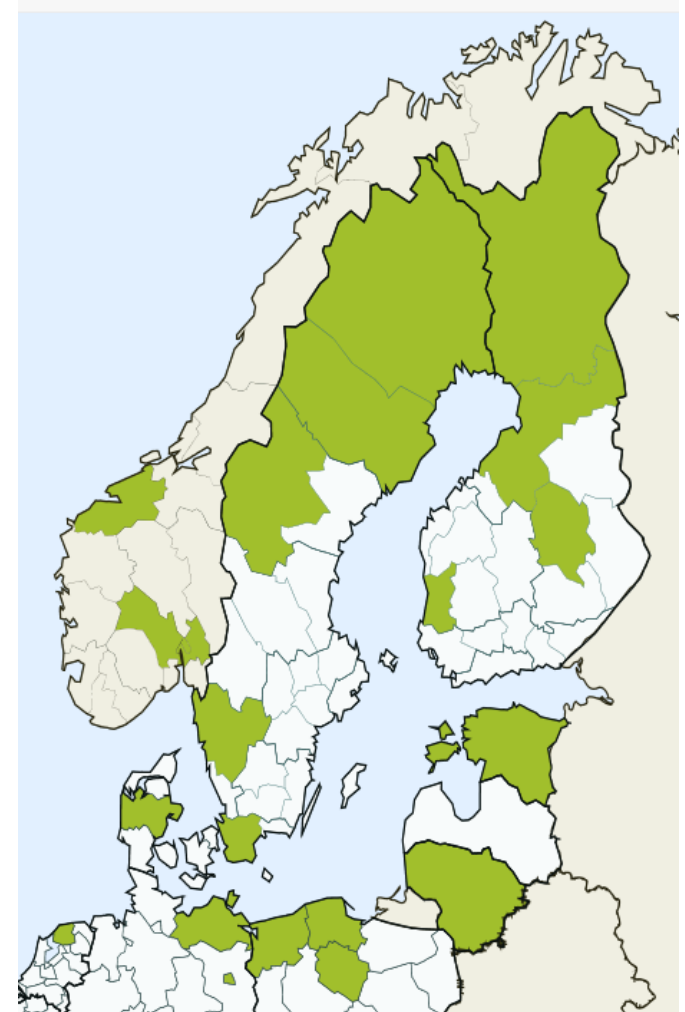
Baltic sea priorities

- Data on 42 regions and 8 countries (DK only one region and Latvia o)
- 201 priorities
- Common categories are:
 - Sustainability (37) and Energy (22 – renewable 13)
 - ICT and Digital Agenda (25)
 - Health (24)
 - Tourism and experience based economy (21 priorities)
 - Agriculture and Food (13)
 - Transport (14)



Public Health

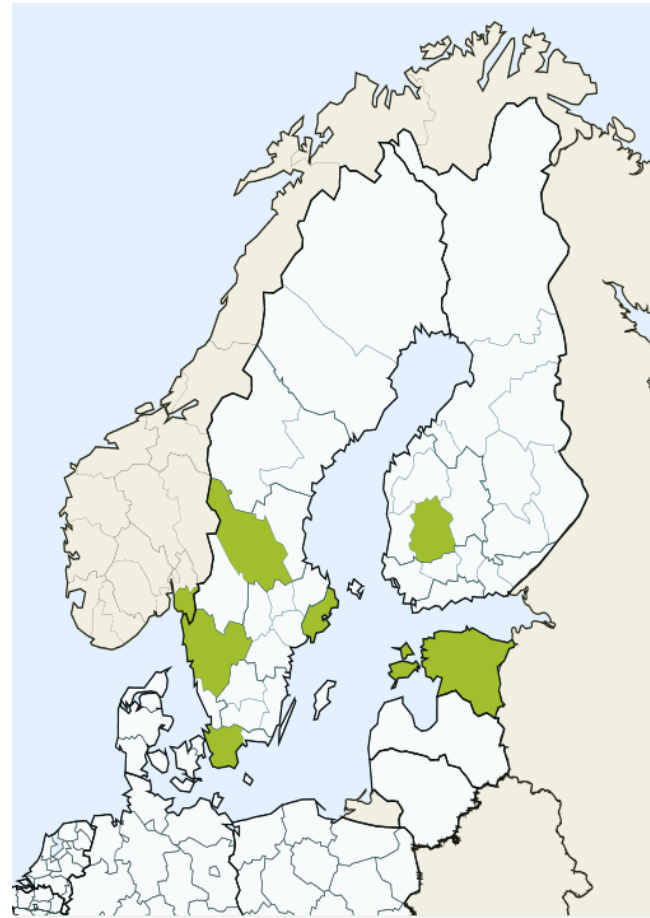
- 24 regional priorities
- Where of E-Health more specifically in eight regions:
 - Midtjylland (DK)
 - Estonia (EE)
 - Skåne (SE)
 - Oslo, Akershus, and Buskerud (NO)
 - Northern Ostrobothnia (FI)



Smart Cities

Nine priorities from nine regions:

- Berlin/Brandenburg (DE)
- Estonia (EE)
- Pirkanmaa (FI)
- Østfold (NO)
- Oslo (NO)
- Akershus (NO)
- Dalarnas län (SE)
- Skåne län (SE)
- Västra Götalands län (SE)
- Stockholm (SE)



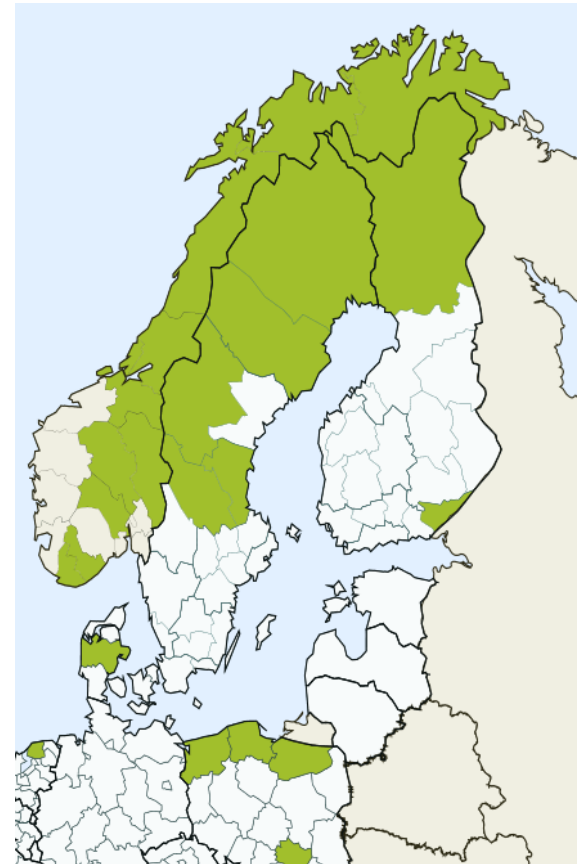
Tourism

21 priorities in 21 regions

- Denmark (1)
- Finland (2)
- Norway (10)
- Sweden (5)
- Poland (3)

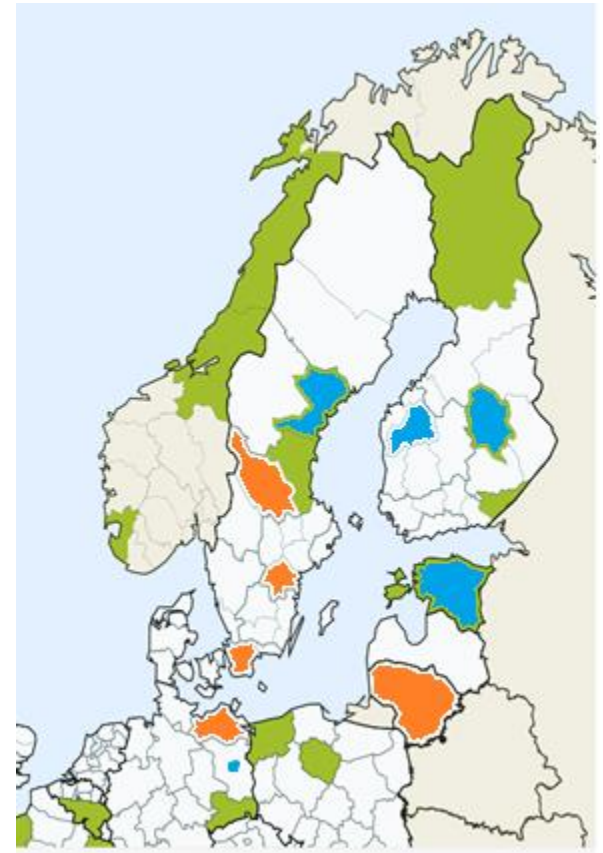
Interesting niches

- health tourism (Zachodniopomorskie and Etelä-Karjala)
- tourism safety (Lappi (FI))



KETs Advanced Manufacturing & Advanced materials

- Advanced Manufacturing (18)
- Advanced material (10)
- Both (5)



OBJECTIVES

To link **Research and Innovation Strategies for Smart Specialisation (RIS3)**

with the aim to **maximize the synergies** between the RIS3 within the Baltic Sea Region

WE EXPECT AS OUTCOMES

- **Concrete suggestions** for collaboration
- Identified **POSSIBILITIES** for collaboration
- To **see the start** of future collaboration

Morning session - What do we want to achieve and why?

- Presentations with concrete suggestions for collaboration
- Discussions and possibly new suggestions from the floor
- Agree on which suggestions to explore further
- Form sub-groups

Afternoon session - How do we do it?

- Each of the groups will elaborate on **WHY, WHO, HOW, WHAT** and **WHEN**
- Summary and reports from each sub-group

Plenary closing session

- Reports from the parallel working sessions
- Looking towards Estonia

1. Share your understandings of **WHY** it is important to collaborate on these issues.

What are the possibilities and underlying obstacles

*Write down your common understanding on **yellow** post-its.*

2. Identify the actors, **WHO** or **what level of actors** needs to be involved to solve the issues.

WHO is in power do to something with these issues?

*Write down you common understanding on **orange** post-its*

3. **HOW** do they need to work together to solve the issues or ensure good cooperation?

What are the major obstacles for success.

*Write down you common understanding on **pink** post-its.*

4. **WHAT** would you like to achieve?

What are your goals, your solutions or your objectives with the collaboration?

*Write down you common understanding on **green** post-its*

5. What and **WHEN** is the next step to proceed.

*Write down you agreed step on **blue** post-its.*

Workshop sessions

eHealth

Room: Salmson

Moderation:

Mikaela and Marie-Louise

Suggestions for
collaboration from:

Skåne

Oulu

Estonia

Sustainable Cities

Room: Catharina

Moderation:

Karin and Ulf

Suggestions for
collaboration from:

Skåne

Tampere

Hamburg

West Pomerania

Estonia

Open Session

Room: Studion

Moderation: Jens and Inger

Suggestions for
collaboration from

Lapland,

West Pomerania

Mecklenburg-
Vorpommern,

Skåne

Denmark

Tampere

Good working sessions!



<http://s3platform.jrc.ec.europa.eu>

JRC-IPTS-S3PLATFORM@ec.europa.eu